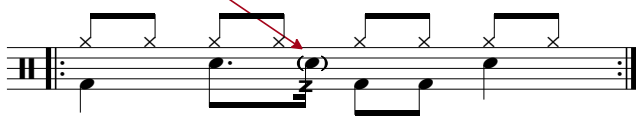


MAKING YOUR GROOVES SOUND BETTER: BUZZ ROLLS & DRAGS

A good way to add another dimension to your playing is to introduce **buzz rolls** or **drags** to your grooves. They are great to play as **fatbacks** or instead of **ghost notes**.

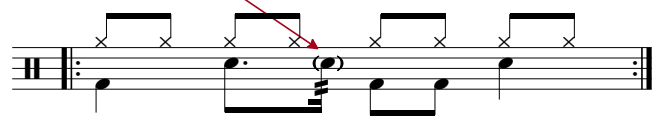
You have two choices for this embellishment: either play your fatbacks as buzz rolls or play them as drags. They have different notations, so it's a good idea to get used to them both:

Buzz Roll







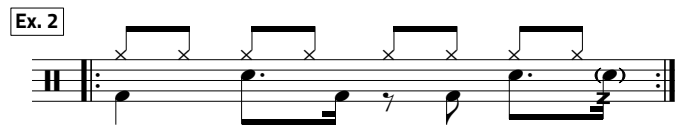

Gently put pressure on your fulcrum and push the stick into the head and allow multiple rebounds.

Drag



This will be a standard double grace note you would usually play for a drag rudiment. In this example it will be **LL**.

Start with some **buzz rolls** as embellishments:



Now we can move on to **drags**:

TIP: a lot of drummers end up playing buzz rolls instead of drags by accident. Activate your back fingers and aim for two clean notes.

